

FSL 95 INSULATED ROLLING SHUTTER

REGIONAL DOORS & SHUTTERS LTD

1 Donkin Road · Armstrong Industrial Estate · Washington · Tyne & Wear NE37 1PF

Telephone: 0191 417 8866 - Facsimile: 0191 417 8889 - eMail: sales@rdands.co.uk



FSL 95 THE NEW ADDITION TO THE REGIONAL DOORS & SHUTTERS RANGE

This superior insulated lath can be supplied in loose sections or ready made-up, with or without barrel and motor – *the choice is yours.*

The individual lath sections are 95 mm high by 25 mm thick and offer a very competitive alternative to the sectional overhead door with the obvious benefits of both easier maintenance and lower maintenance costs.

SPECIFICATION

Each 95 mm x 25 mm insulated lath is formed from a galvanised steel profile with a dense insulation core of CFC free expanded foam to form an extremely strong and light section. Laths carry a rubber seal and can be supplied as either solid sections or punched and glazed.

Guide channel sections, which are supplied with clip-on seals to reduce noise and minimise friction, are available to suit door widths of up-to 9 metres with a maximum area for a single door of 45 square metres, weight per square metre 9.8 kg.

STANDARD FINISHES

Galvanised steel, RAL 9002 Grey/White, RAL 9006 Silver or RAL 9016 White.

OPTIONAL EXTRAS

Choice of RAL colour range.
Coil casings, fascias and motor covers in chosen colour.
Punched vision slots with glazed panels.
Single phase drive unit.

FULL SHUTTER ASSEMBLIES:

Tailor made shutter options are available to meet your site specific needs. These will include for the provision of supporting guide angles, head plates, steel barrel with shaft discs and bearing to suit a three phase hollow shaft motor drive.

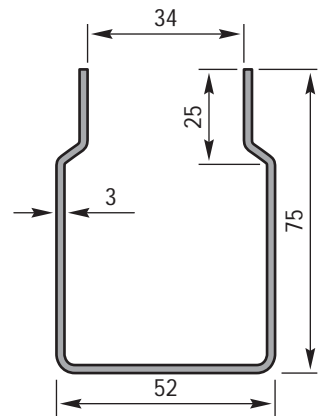
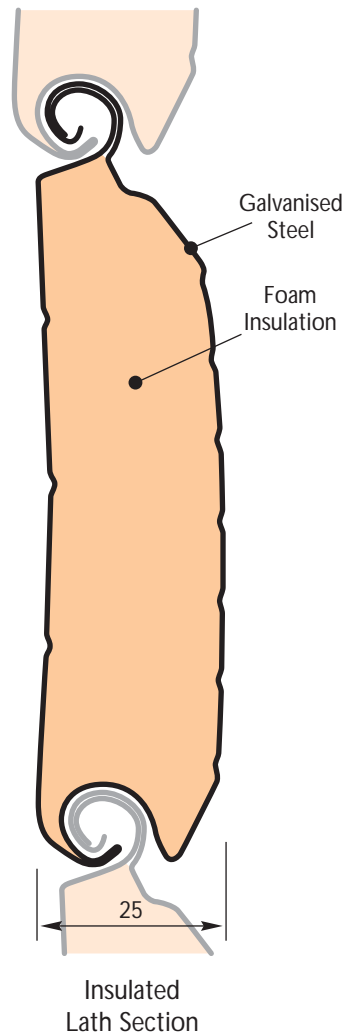
Please do not hesitate to contact us for additional information or to request a quotation.

REGIONAL DOORS & SHUTTERS LTD

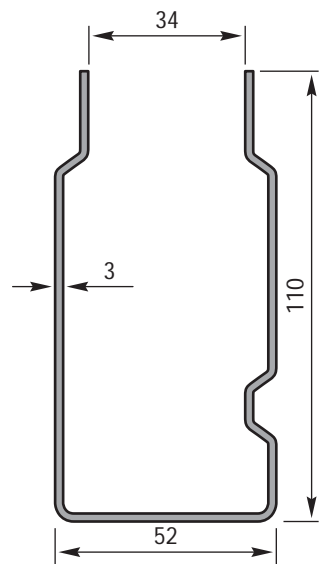
1 Donkin Road · Armstrong Industrial Estate · Washington · Tyne & Wear NE37 1PF

Telephone: 0191 417 8866 · Facsimile: 0191 417 8889 · eMail: sales@rdands.co.uk

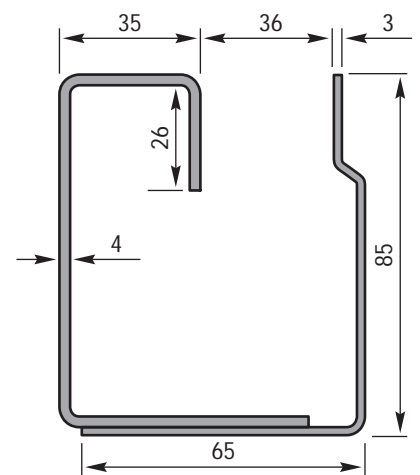
It is our policy to continually improve our products as new manufacturing methods and materials become available and we reserve the right to alter specifications without notice. All dimensions in millimetres · E&OE



Guide Channel A
for up-to 5 metre
door widths



Guide Channel B
for up-to 6 metre
door widths



Guide Channel C
for up-to 9 metre
door widths